



ಬೃಹತ್ ಬೆಂಗಳೂರು ಮಹಾನಗರ ಪಾಲಿಕೆ
Bruhat Bengaluru Mahanagara Palike



BBMP COVID-19 WAR ROOM 20.12.2021



ABSTRACT OF COVID-19 CASES IN BENGALURU



	MALE	FEMALE	TRANSGENDER	MALE	FEMALE	TRANSGENDER	TOTAL	
	Last 24 Hours	Last 24 Hours	Last 24 Hours	Cumulative	Cumulative	Cumulative	Last 24 Hours	Cumulative
Positive Cases	81	65	0	7,52,341	5,07,781	155	146	12,60,277
Recovered Cases	88	59	0	7,39,435	4,98,656	149	147	12,38,240
Death Cases	0	1	0	10,363	6,012	4	1*	16,379
Total Tests Done	In Last 24 hrs : 30,940					Cumulative : 2,34,53,323		
ACTIVE CASES					5,658			

*Covid deaths occurred today : 00 | Covid deaths occurred beyond last 24 hrs., reported today : 01

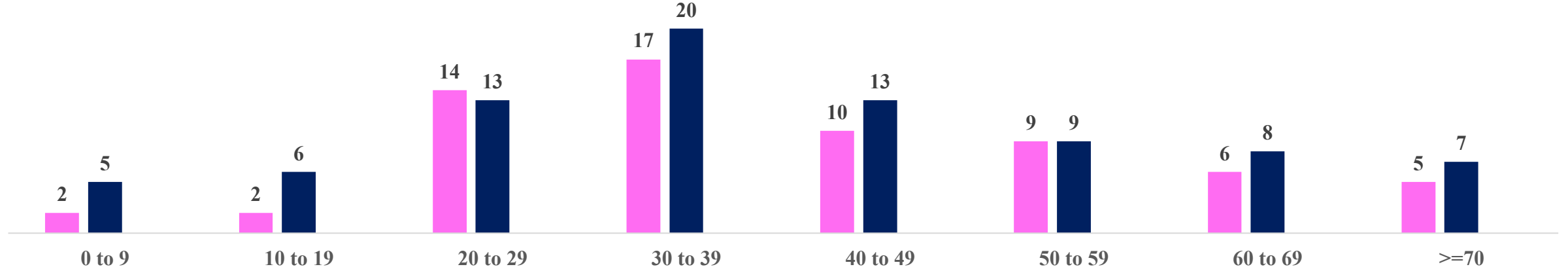


LAST 24 HOURS AGE GROUP AND GENDER WISE DISTRIBUTION

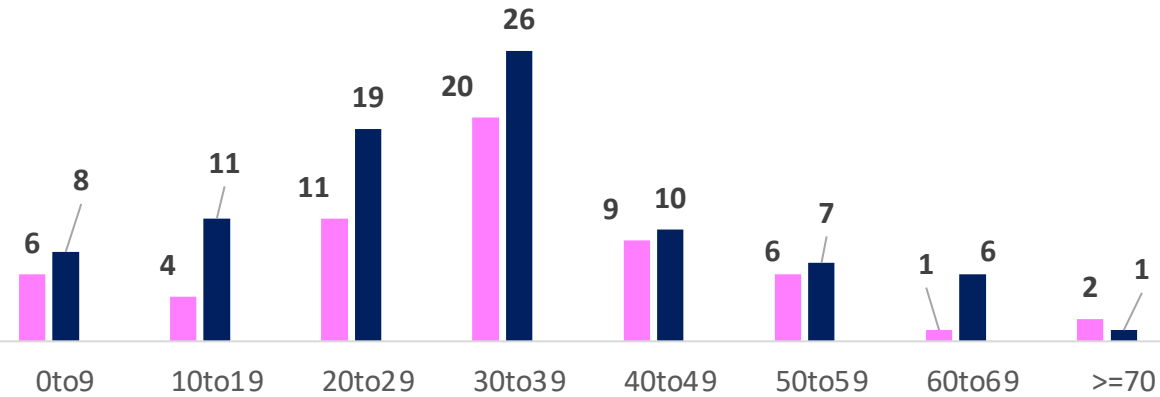


Positive Cases : 146


FEMALE MALE TRANSGENDER



Recovered Cases : 147



Death Cases : 1





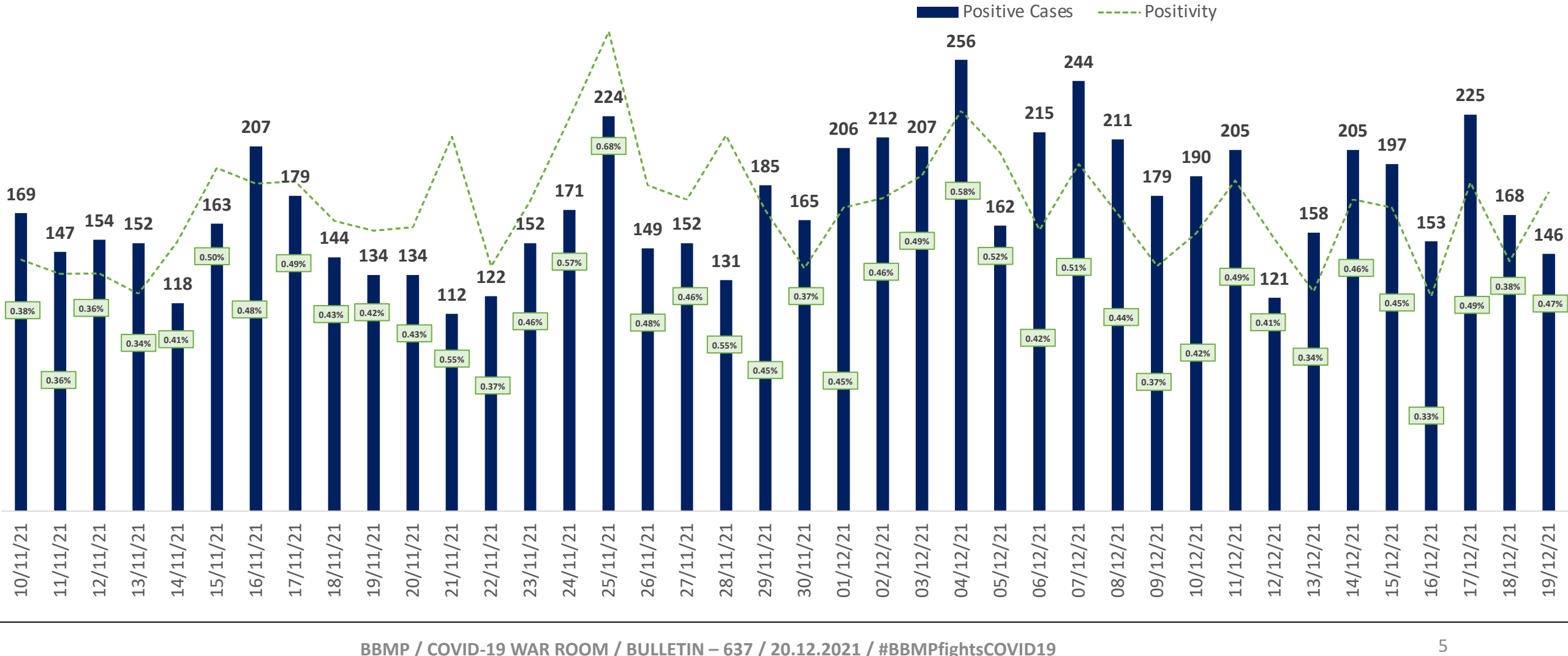
SNAPSHOT OF BENGALURU COVID-19 CASES IN LAST 8 WEEKS



	25-10-2021 To 31-10-2021	01-11-2021 To 07-11-2021	08-11-2021 To 14-11-2021	15-11-2021 To 21-11-2021	22-11-2021 To 28-11-2021	29-11-2021 To 05-12-2021	06-12-2021 To 12-12-2021	13-12-2021 To 19-12-2021
Total Positive Cases	1,123	1,023	1,103	1,073	1,101	1,393	1,365	1,252
Total Recovered Cases	1,035	1,068	932	2,026	1,395	1,505	992	1,116
Total Death Cases	31	9	16	12	7	17	21	9
Case Fatality Rate	2.76%	0.88%	1.45%	1.12%	0.64%	1.22%	1.54%	0.72%
Total Tests Conducted	3,07,895	2,65,744	2,97,358	2,28,875	2,16,000	2,93,809	3,11,186	3,01,448
Positivity Rate	0.36%	0.38%	0.37%	0.47%	0.51%	0.47%	0.44%	0.42%

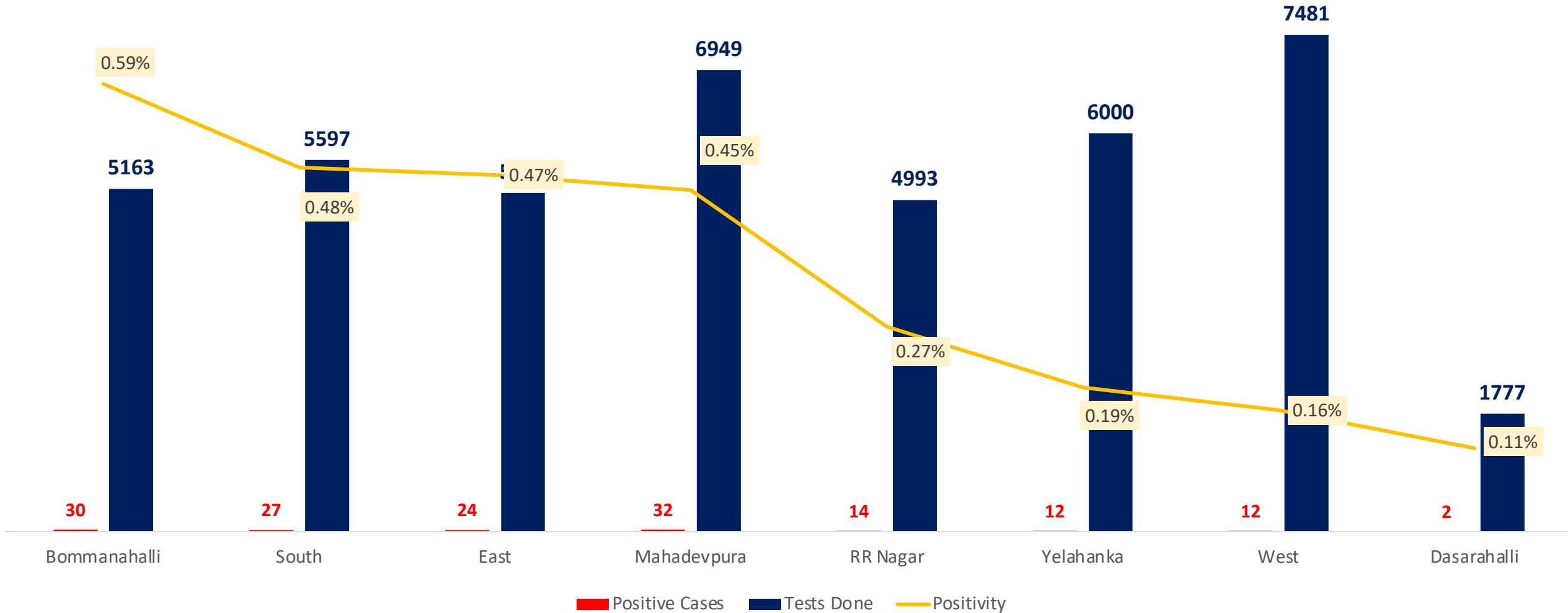


POSITIVITY RATE OF BENGALURU – LAST 40 DAYS



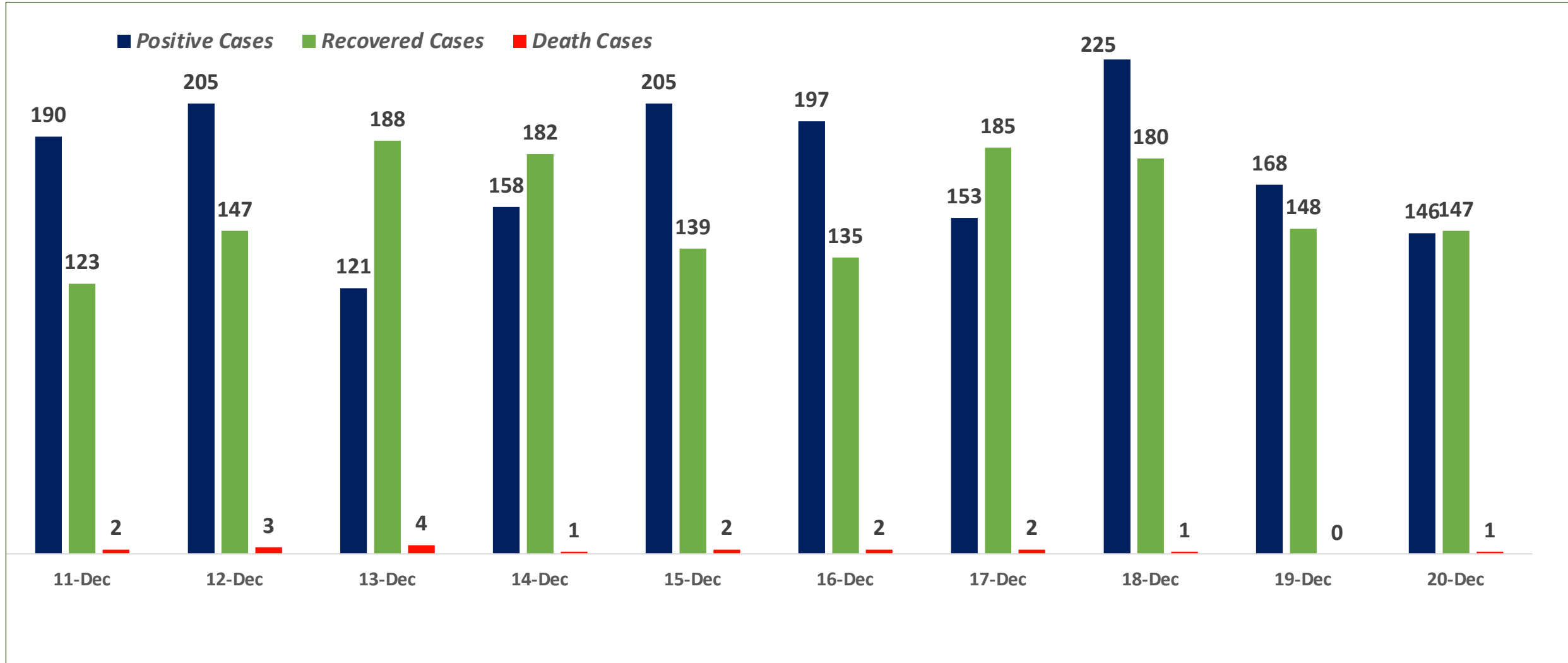


ZONE WISE AVERAGE POSITIVITY TREND FOR LAST WEEK





SNAPSHOT OF POSITIVE, RECOVERED AND DEATH CASES OVER LAST 10 DAYS ACROSS BBMP ZONES

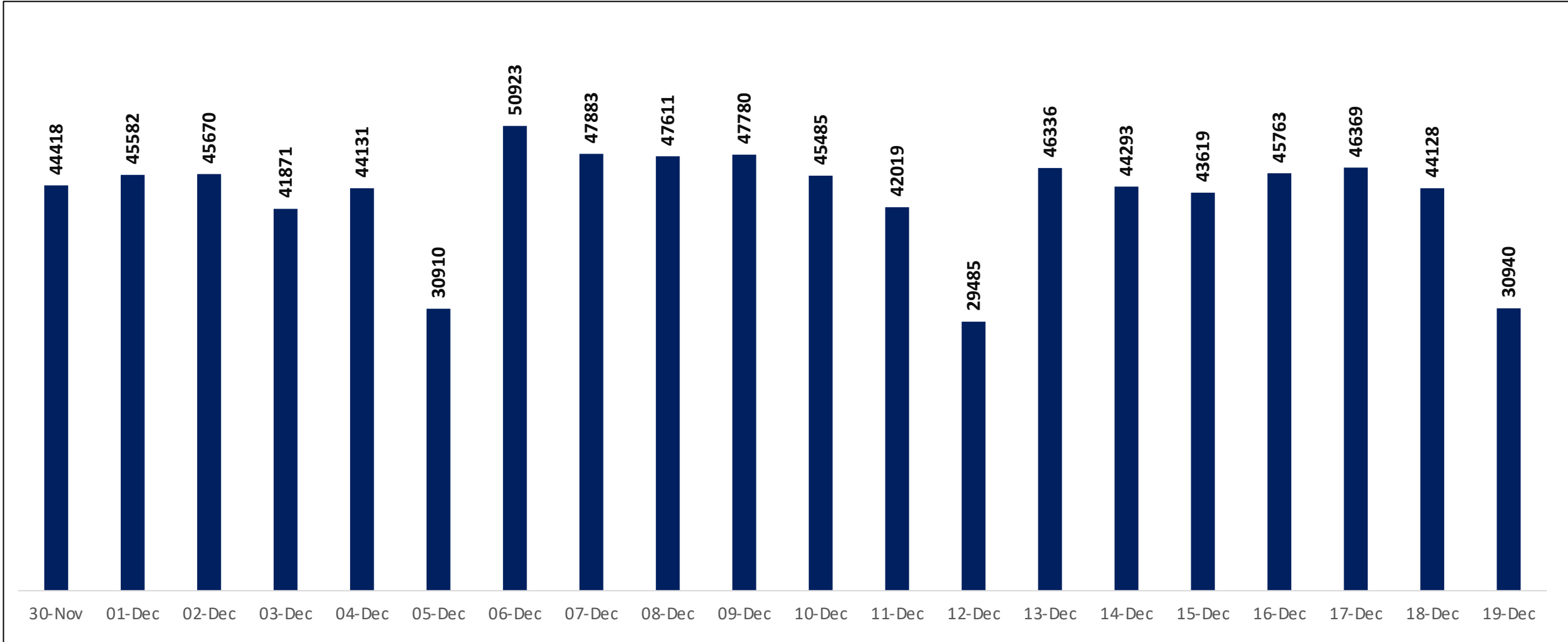




TESTING TRENDS IN BENGALURU

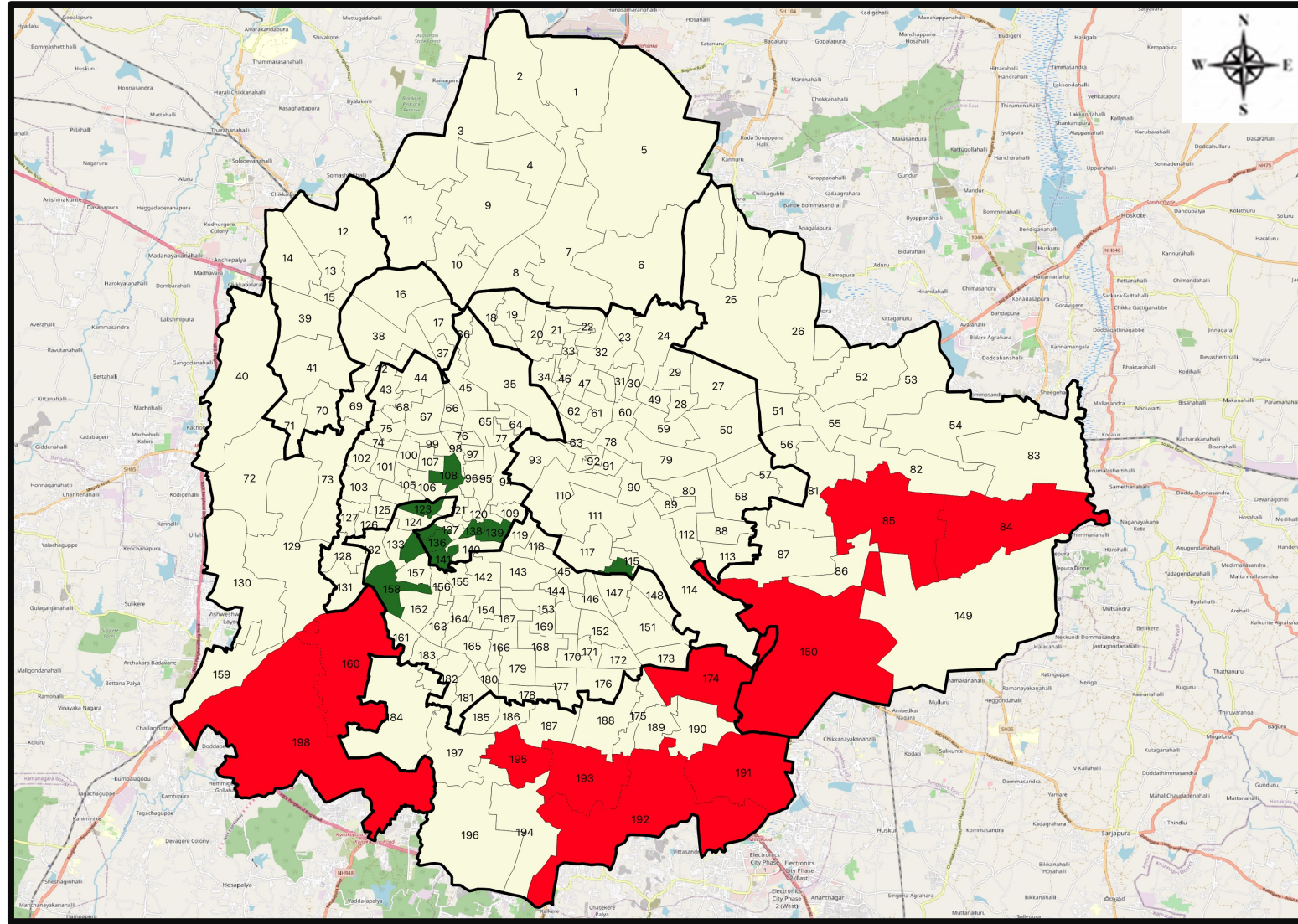


Total Test Conducted Till Date	Test Conducted Last 24 hours
2,34,53,323	30,940





BENGALURU URBAN MAP SHOWING TREND OF POSITIVE CASES IN LAST 10 DAYS



Top 10 wards reporting highest number of positive cases in last 10 days

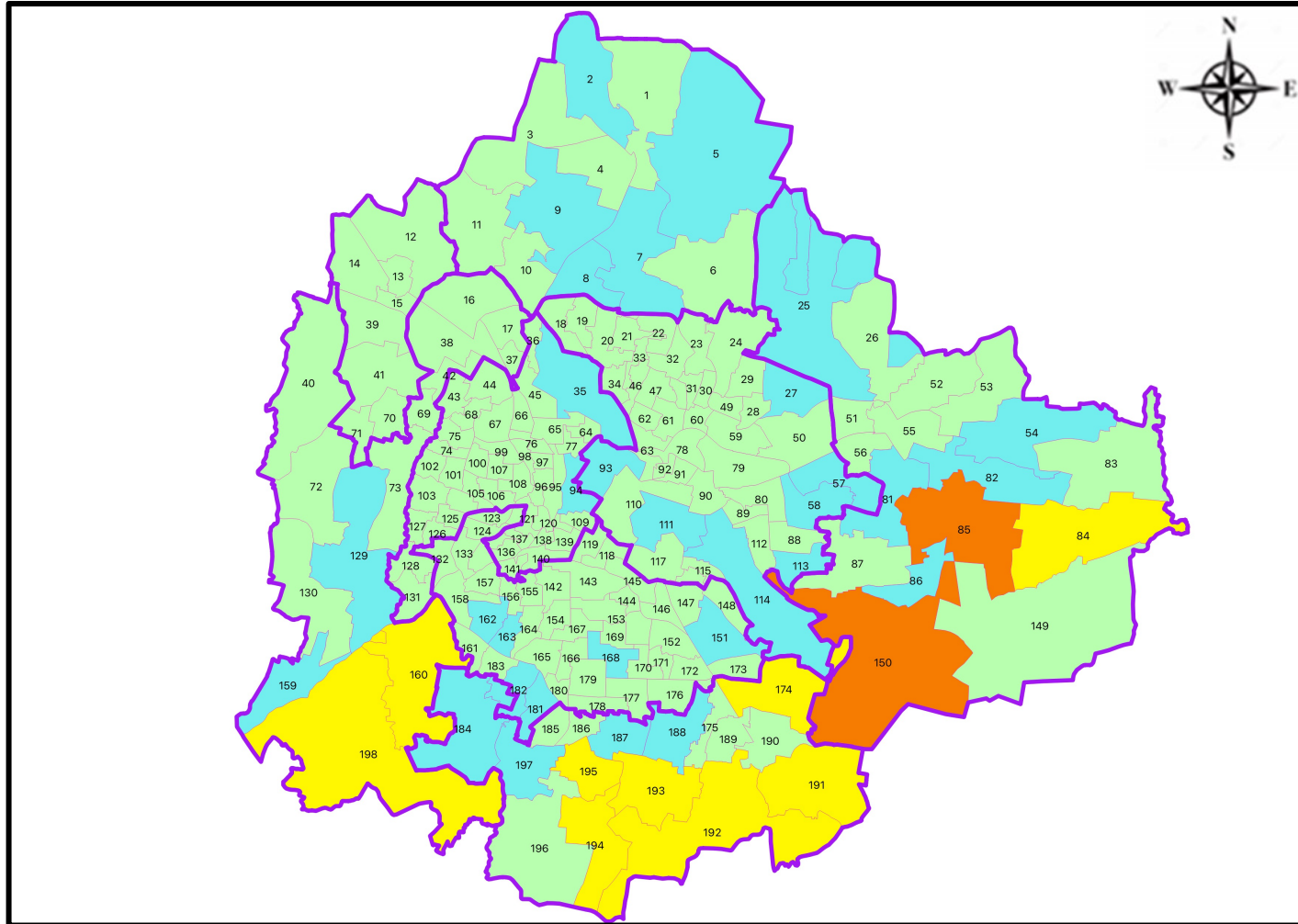
Ward No.	Ward Name	Daily Cases Average
150	Bellanduru	9
85	Dodda Nekkundi	5
192	Begur	5
191	Singasandra	4
174	HSR Layout	4
84	Hagadur	3
193	Arakere	3
198	Hemmigepura	3
195	Konanakunte	3
160	Rajarajeshwari Nagar	3







Top 10 wards reporting least number of positive cases in last 10 days

Ward No.	Ward Name	Daily Cases Average
158	Deepanjali Nagara	0
141	Azad Nagar	0
139	K R Market	0
138	Chalavadipalya	0
136	Jagajivanram Nagar	0
135	Padarayanapura	0
134	Bapuji Nagar	0
123	Vijayanagara	0
116	Nilasandra	0
108	Srirammandir	0



BENGALURU MAP SHOWING INTENSITY OF POSITIVE CASES IN LAST 10 DAYS



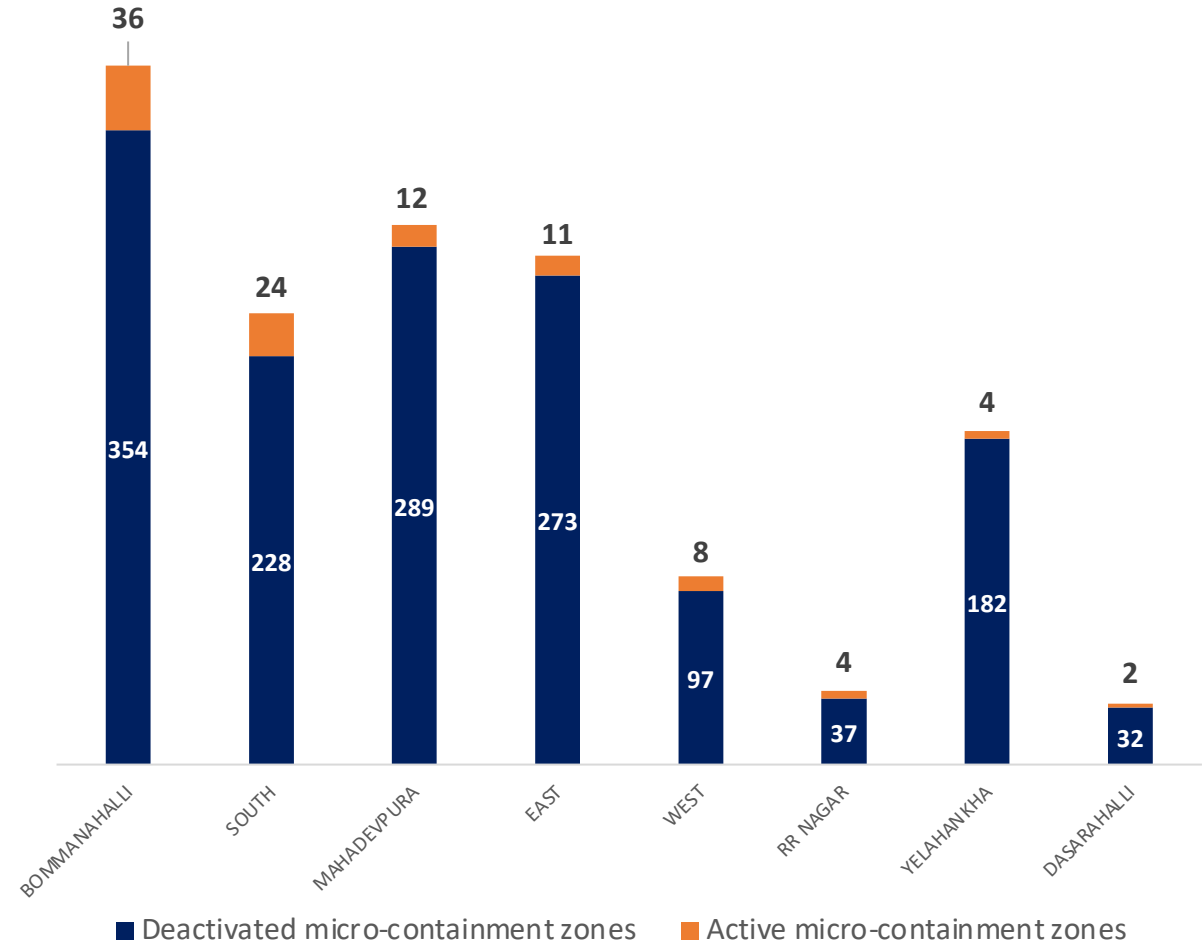
-  **Level 1 : 0 to 10 Cases**
-  **Level 2 : 10 to 25 Cases**
-  **Level 3 : 25 to 50 Cases**
-  **Level 4 : 50 to 100 Cases**
-  **Level 5 : Above 100 Cases**
-  **Zone Boundaries**



CONTAINMENT ZONE DETAILS



ZONE	TOTAL DECLARED	TOTAL DEACTIVATED	TOTAL ACTIVE
BOMMANAHALLI	390	354	36
SOUTH	252	228	24
MAHADEVPURA	301	289	12
EAST	284	273	11
WEST	105	97	8
RR NAGAR	41	37	4
YELAHANKHA	186	182	4
DASARAHALLI	34	32	2
TOTAL	1593	1492	101





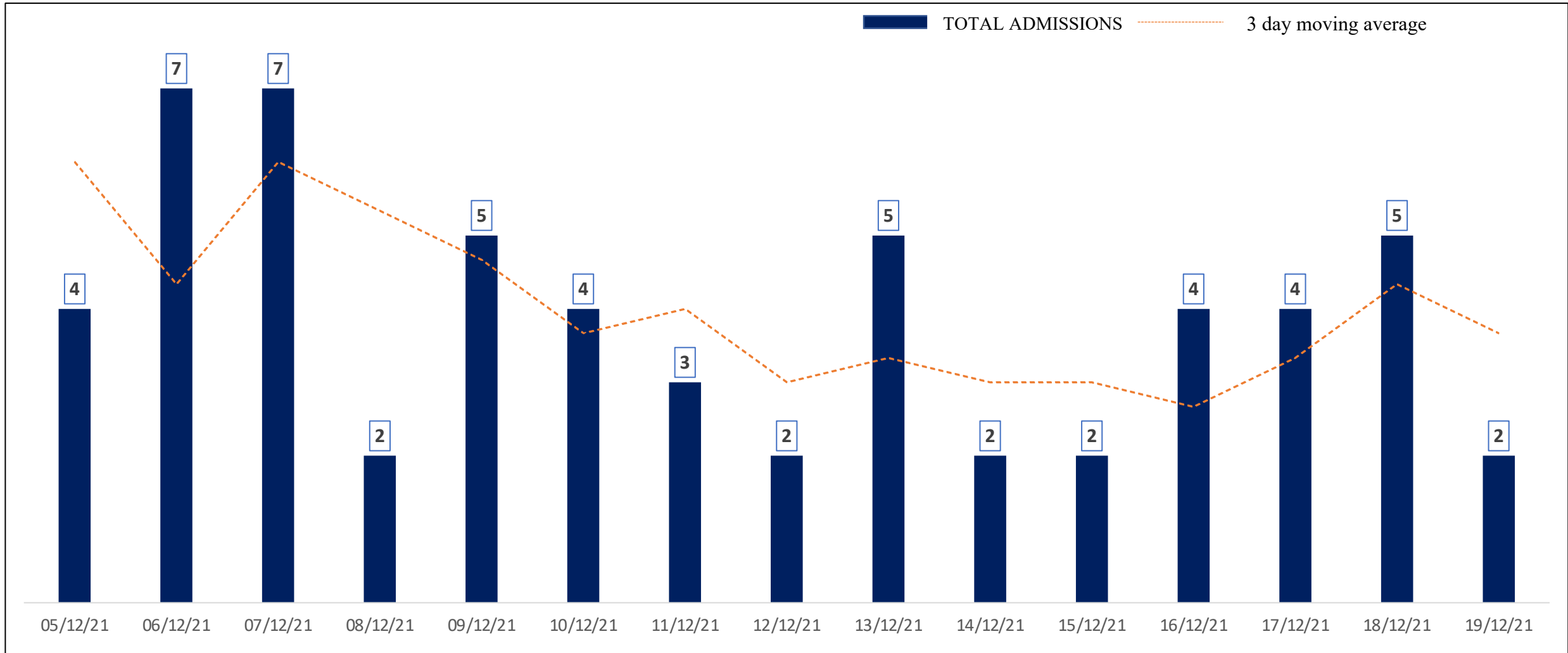
COVID BED STATUS AS ON 20.12.2021



SR. NO.	Facility Type	No. of Hospital	Total Allocated Beds for C+ Patients					Occupied Beds for C+ Patients					Net Available Beds for C+ Patients				
			Gen Beds	HDU	ICU Beds	ICU-V	Total	Gen Beds	HDU	ICU Beds	ICU-V	Total	Gen Beds	HDU	ICU Beds	ICU-V	Total
1	Government Medical Colleges	4	20	621	53	76	770	0	10	4	0	14	20	611	49	76	756
2	Government Hospitals	16	664	210	65	127	1,066	5	6	3	2	16	659	204	62	125	1,050
3	Covid Care Centres	2	90					2					88				
Total Beds		22	774	831	118	203	1,926	7	16	7	2	32	767	815	111	201	1,894



HOSPITAL & CCC ADMISSIONS LAST 15 DAYS TREND



* Only Government Quota Admissions through CHBMS considered

* Only Fresh Admissions considered

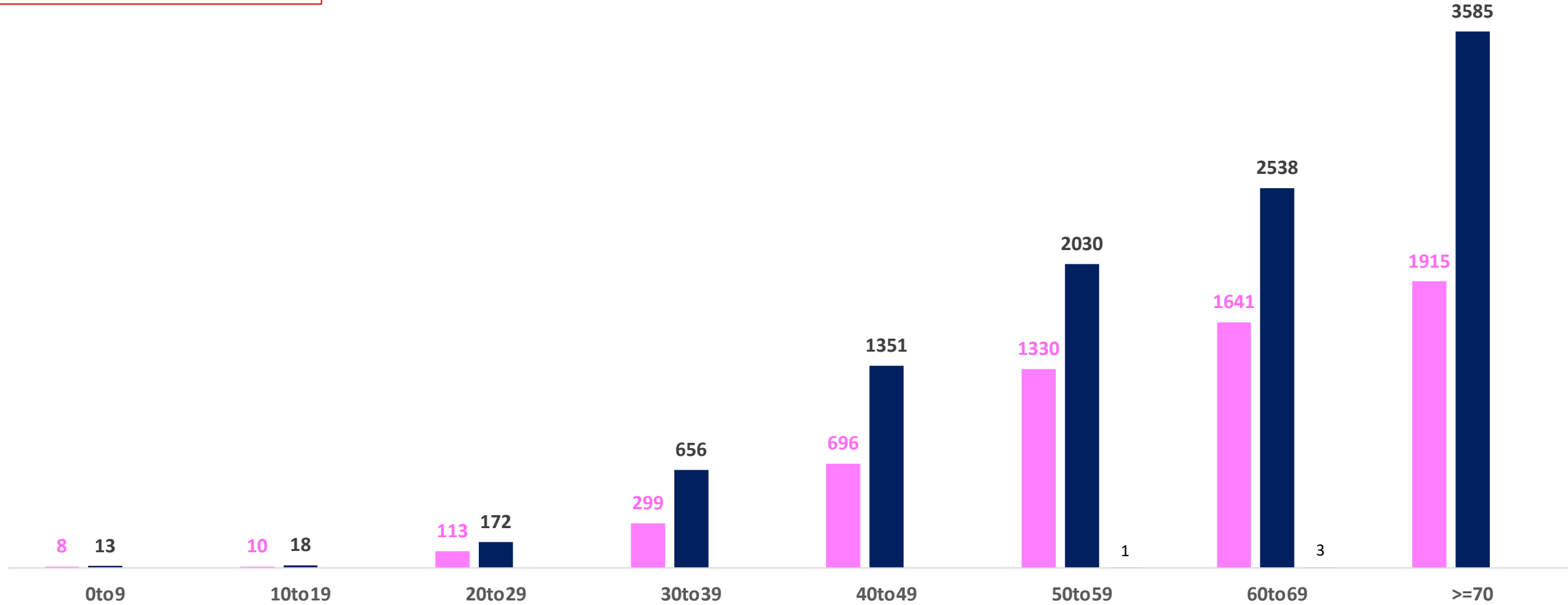


AGE AND GENDER WISE DISTRIBUTION OF DEATH CASES



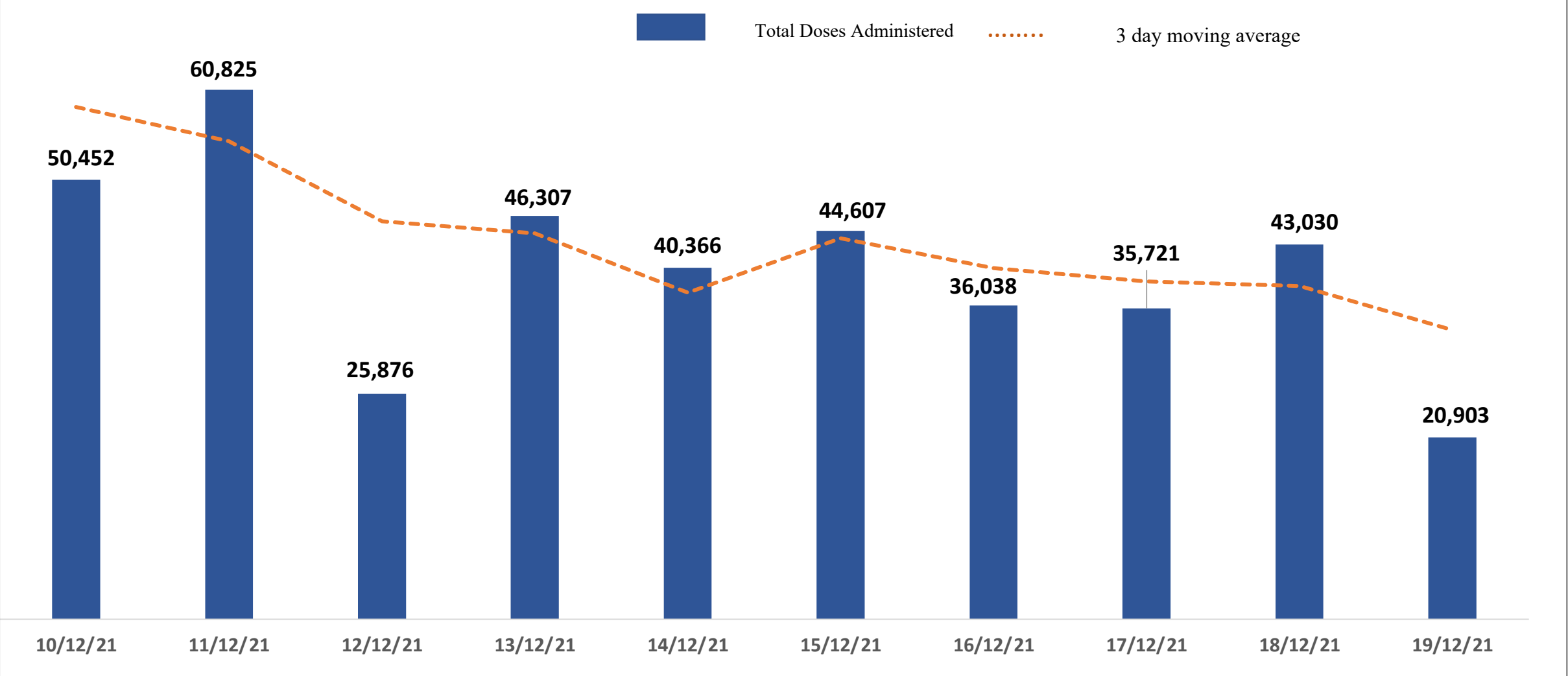
Death Cases: 16,379

Female Male Transgender





TOTAL VACCINE DOSES ADMINISTERED IN LAST 10 DAYS

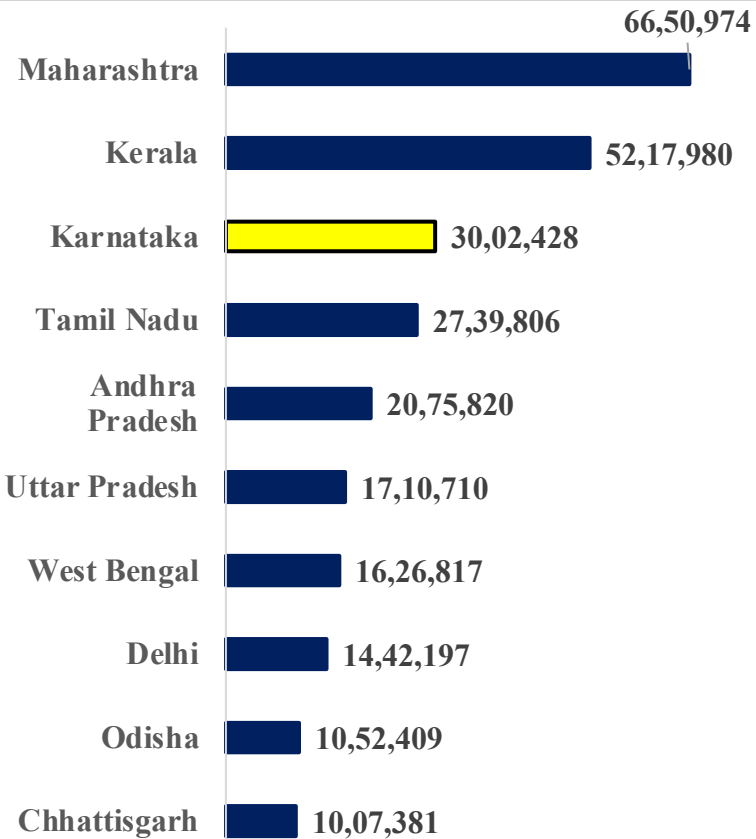




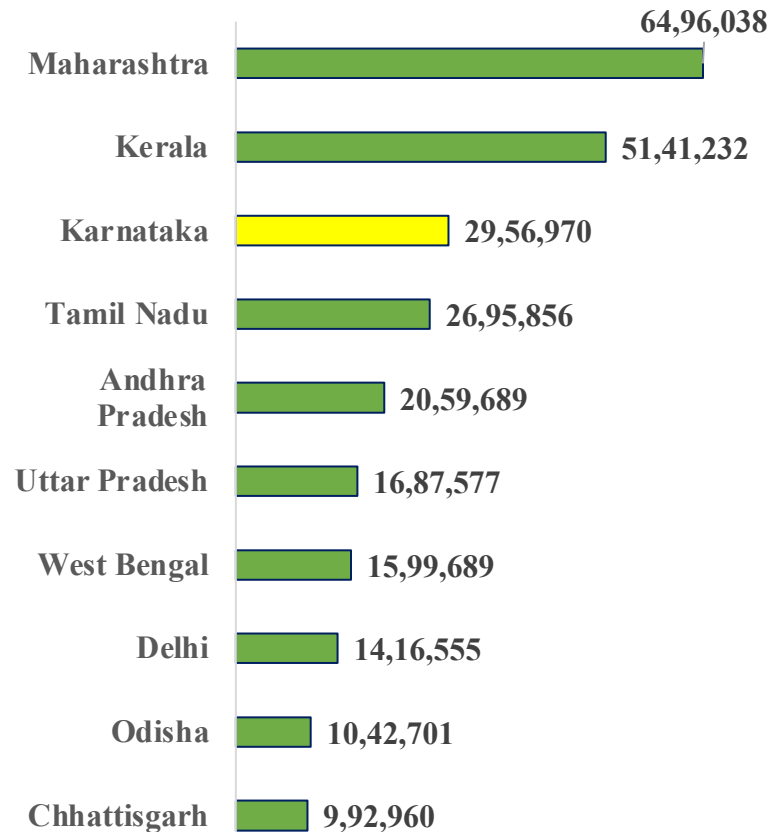
TOP 10 COVID19 AFFECTED INDIAN STATES



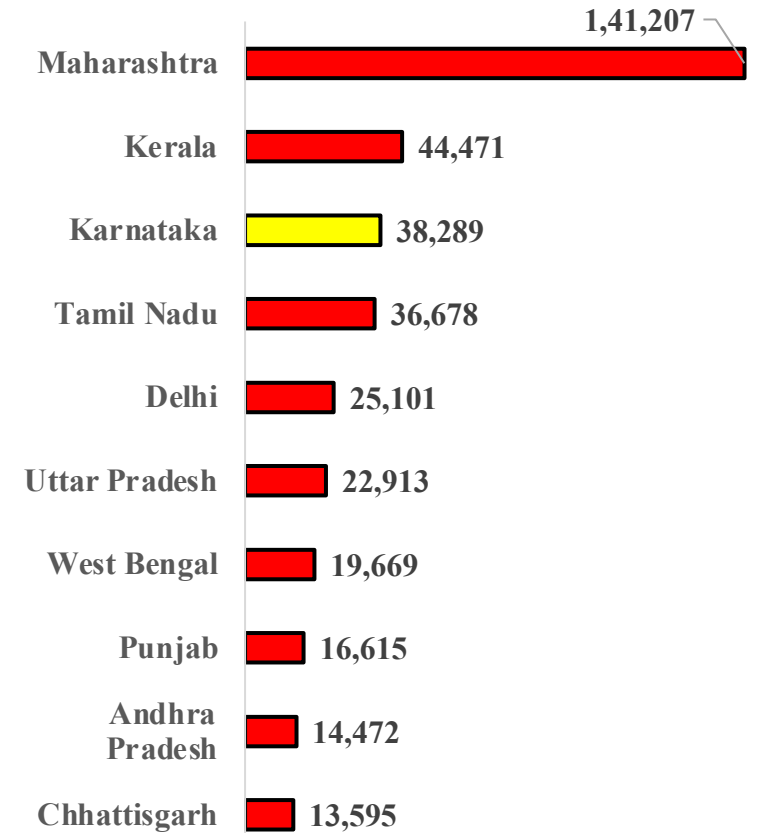
Total Positive Cases



Total Recovered Cases



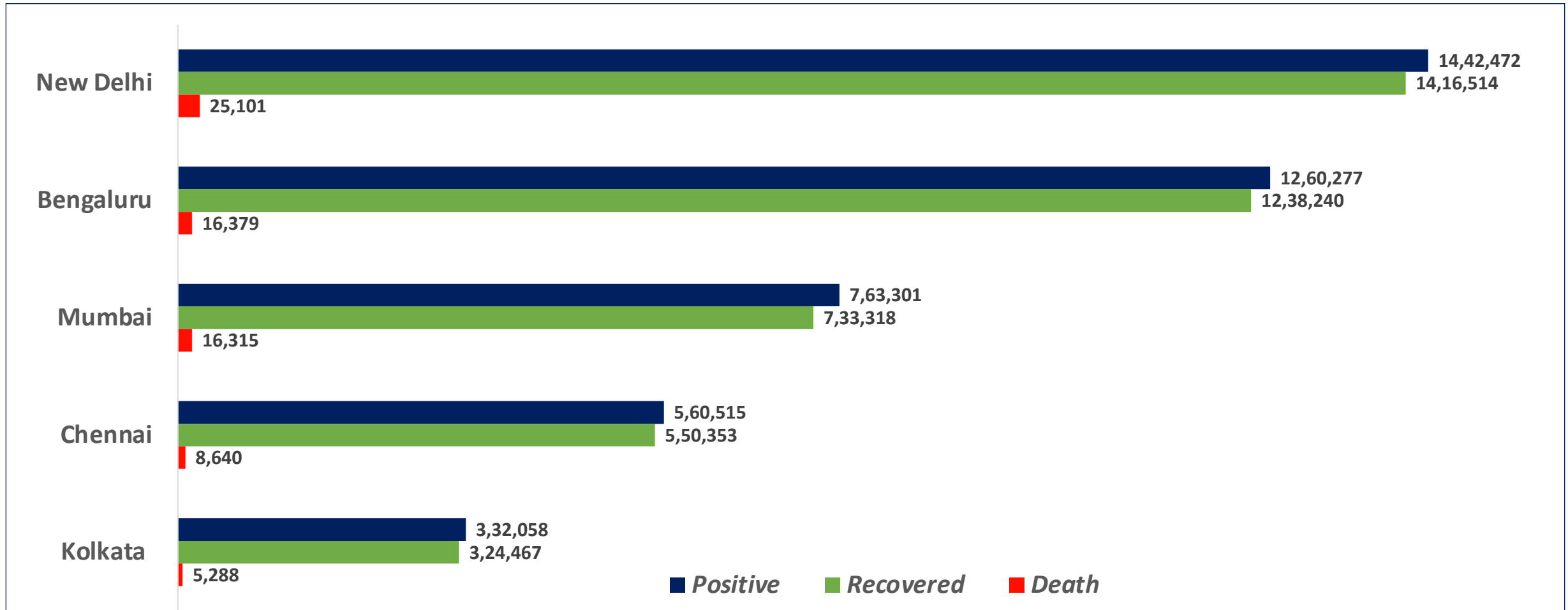
Total Death Cases



Source : <https://www.covid19tracker.in/> / at 4:00 pm (20.12.2021)



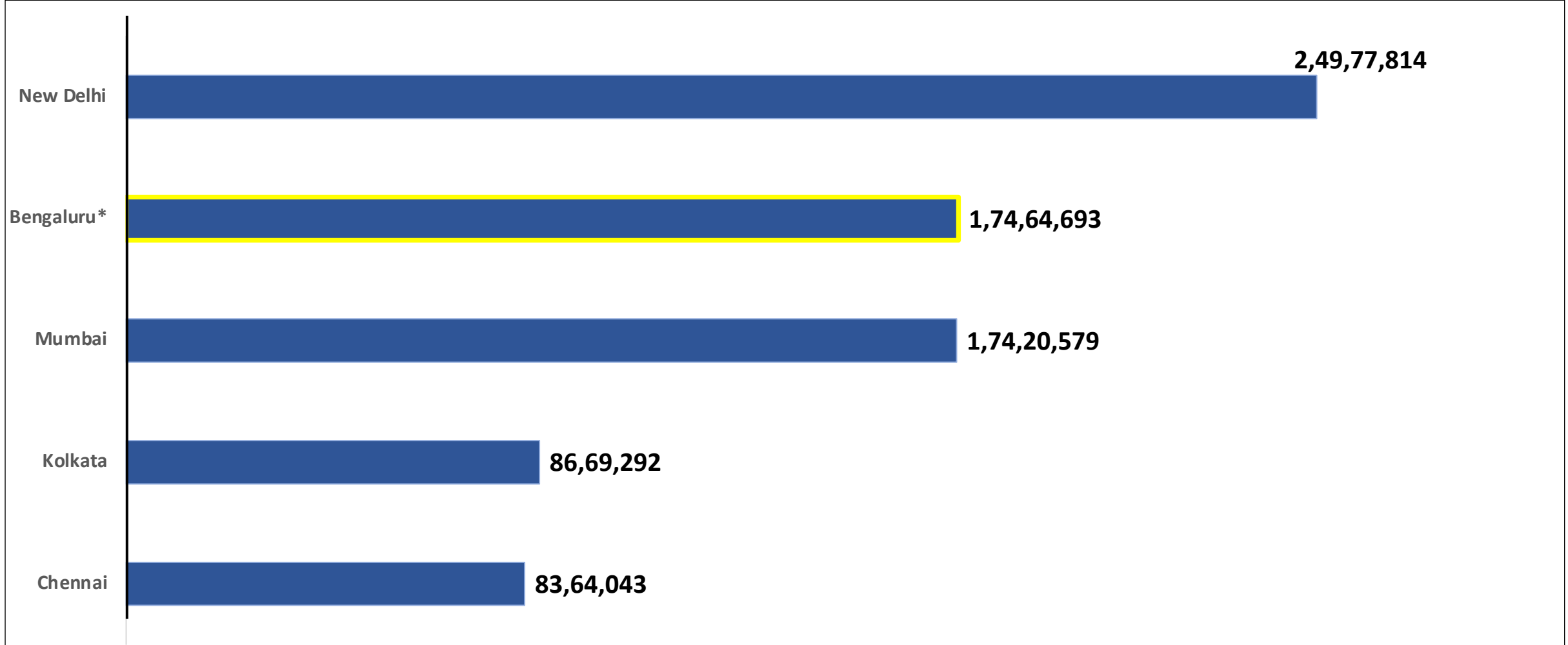
BENGALURU AND OTHER METROPOLITAN CITIES



Source : <https://www.covid19tracker.in/> at 4:00 pm (20.12.2021)



VACCINE DOSES ADMINISTERED IN BENGALURU AND OTHER METROPOLITAN CITIES



Source : <https://dashboard.cowin.gov.in/> at 4:00 pm (20.12.2021)

*includes BBMP & Bengaluru Urban



SNAPSHOT OF COVID-19 CASES IN BENGALURU URBAN



**Total Wards With
<=10 Cases* :
156**

**Tests Conducted
On 19.12.2021:
30,940**

**Recovery
Rate:
98.25%**

**Total
Active Cases :
5,658**

**Total Vaccinated on
19.12.2021:
20,903**

**Positivity
Rate* :
0.42%**

**Active
Rate:
0.45%**

**Case
Fatality Rate* :
0.72%**



*Total positive cases In the past 10 days

*CFR and positivity is for Past 7 days



ಬೃಹತ್ ಬೆಂಗಳೂರು ಮಹಾನಗರ ಪಾಲಿಕೆ
Bruhat Bengaluru Mahanagara Palike



Download BBMP Bulletin	https://apps.bbmpgov.in/covid19/mediabulletin.php
For BBMPCovid19 Bed Status:	https://apps.bbmpgov.in/covid19/en/Bedstatus.php
To register for vaccination :	https://selfregistration.cowin.gov.in/
BBMP COVID19 Dashboard:	https://apps.bbmpgov.in/covid19/
Follow us on:	 www.facebook.com/bbmp.comm1/
	 twitter.com/BBMPCOMM



Mandatory Two Dose Vaccination for Entry into Shopping Complexes, Malls, Cinema Halls, Theatres in Bengaluru

1
Owners and/or managers shall ensure **mask, social distancing and other covid appropriate behaviour** is maintained at all times by the staff and customers at all times.

2
Owners and/or managers shall assign necessary staff for screening and verification of vaccination certificate of staff and all customers, and ensure only fully vaccinated are allowed to enter the premises.

Issued by:

Honorable Chief Commissioner, BBMP
Special Commissioner Health & IT, BBMP
MD, Bengaluru Smart City Limited

THANK YOU !

